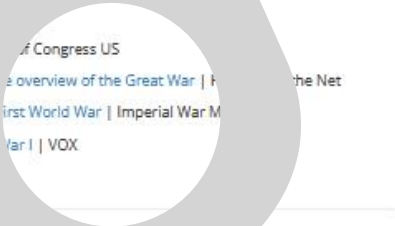


Content Curation for Teaching & Learning

With  CONCORD LIBPATHS

Presented by: Andrea Engler (Concord LibPaths)
Madison Dearnaley (St Paul's School)



Australia Before WWI

World War I: Snapshots of Australia at the Time of the Outbreak | ABC News

Watch this:



The Call to War

To Our Last Shilling: Going to war | Parliamentary Education Office

Home WWI | State Library of Victoria: ergo

World War I: How Australia reacted to the outbreak of conflict | ABC News

Australians at War

Key Moments of the First World War [Timeline] | Anzac Centenary: Queensland Government

First World War 1914-18 | Australian War Memorial

World War 1 and Australia 1914 to 1918 | Anzac Portal

Australians in World War 1 | State Library of Victoria

Australia | International Encyclopedia of the First World War

Australia in World War One | BBC History

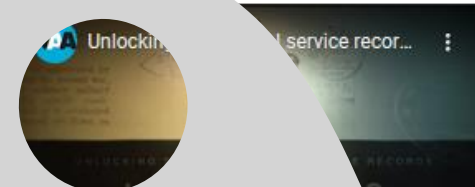
Remembering the First World War | Museum of Brisbane

Indigenous Australians at War

Aboriginal Service during the First World War | Australian War Memorial

World War I: Indigenous Anzacs | National Archives of Australia

Anzacs: Letters home from Aboriginal WWI diggers reveal humour.



Women and Work: World War I | Striking Women

12 Things You Didn't Know About Women in the First World War | The Museum

Women and the First World War: A taste of freedom | The

World War I: the forgotten housewives who helped win the war | The Conversation

The Role of Women in the First World War | The History Project

Watch this:



Australian Women in WWI

Roles of Australian Women in World War I | Anzac Portal

Women in Wartime | Australian Government

Australian Women on the Western Front | Sir John Monash

The Women's Movement during the War | Culture Victoria

Women and the Conscription Debate | Old Treasury Building

Primary Sources

Watch this:



World War I and Australia: Women at War | State Library of Victoria

World War I: Nurses | NAA Learning Resources

World War I: Women in Australia after the war | National Archives of Australia

What will we be covering tonight?

1. The Learning Landscape and the Role of the Librarian
2. Curating Content to Support Curriculum (10 minutes)
3. Content Curation 'in action' with Madison Dearnaley (15-20 minutes)
4. Digital Design Principles (10 minutes)
5. Tools for Content Curation and Digital Design (15 minutes)

So where do we begin?

The **Australian School Library Association (ASLA) Futures Paper** highlights:

- Future-focused learning
- Interest-driven participation
- multi-modal investigation and experimentation with information

Let's unpack that...

The Learning Landscape

The needs of our learners are increasingly **diverse** and therefore their learning experiences need to be increasingly **personalised**.

Digital literacy is integral to **knowledge acquisition** and **critical consumption** in the digital world where our students live their lives.

*"Traditionally the role of the teacher librarian has been perceived as being a **gatekeeper** of resources and custodian of information artefacts. With new and emerging technologies, **the dynamics** of how information is accessed and utilised has changed."*

The *New* Role of the Librarian

- Provide a **range of resources** to facilitate students' interaction and engagement
- Provide **equitable access** to a range of digital resources and technologies
- Use technologies for **information creation, storage, retrieval, dissemination, organisation and communication**
- Explore creative and innovative ways to **use technologies** for teaching and learning
- Curate content to **support the curriculum goals** of your school

Curating Content to Support Curriculum

Curating Content to Support Curriculum

Support broad, open discovery

- Bring together resources 'they' may not discover on their own
- Tell a story by organising resources for sense-making and interpreting, giving information a context
- Model for learners what it looks like to organise content and manage our digital lives
- Encourage self-directed learning and exploration

Curating Content to Support Curriculum

Translate traditional information skills for the digital classroom

- Build a digital collection based on quality, diversity and relevance
- Filter and regulate the flow of information
- Organise resources for access and equity
- Collaborate with teachers to support student success
- Ensure digital content is developed and evolves with the needs of your community

Curating Content to Support Curriculum

Target your efforts for efficacy and efficiency

- Differentiate learning by academic level and the requirements of specific learner groups
- Invest your limited time wisely; spend time on the aspects that will have the biggest 'payoff'
- Identify your key 'champions' within your community
- Align library goals with school goals

Curating Content to Support Curriculum

Scale your library program and reach your community at their point of need

- Build a 'brand' for your library **and** your role within the school
- 'Broadcast' your expertise as an information professional
- Style your content in a way that engages your students beyond the classroom
- Focus on transferable skills, relevant across year levels, curriculum areas and for lifelong learning

Introducing Madison Dearnaley:

Content Curation 'in action'

Content Curation & Design

Digital Design Principles for Beginners

There are **twelve principles** of design, but tonight we will focus on those elements which are particularly relevant to content curation:

- Emphasis & Proportion
- Hierarchy
- Repetition
- Movement & Unity

Emphasis & Proportion

Emphasis makes certain parts of a design 'stand-out' compared to the rest of the content.

Proportion is how elements relate to each other; i.e. larger = more important

9 Science: Pollution & Indigenous Fire Management

Quicklinks:

- Background Reading
- Greenhouse Gas Emissions
- Traditional Fire Management
- Reducing Pollution
- COVID-19 & Pollution

Icons made by Freepik from www.flaticon.com

Learn More: Greenhouse Gases

- The carbon cycle
- Which Greenhouse...
- THE WORST GREENHOUSE GAS?

Background Reading

General

- Air Pollution, explained. *National Geographic, Reference* (2019)
- The enhanced greenhouse effect. *Australian Academy of Science* (2017)
- The global atmosphere: greenhouse gases and urban pollution. *World Meteorological Organisation* (2009)
- Air Pollution. *World Health Organisation* (Updated)
- Air Pollution: everything you should know about a public health emergency. *The Guardian* (2018)
- Air Pollution [Encyclopedic Entry with images]. *National Geographic*
- Air Pollution. *Our World In Data* (2019)
- World's Air Pollution: Real-time Air Quality Index [Map]. *WAQI.info* (Live)

The Australian Context

- Australian Air Quality Index (AQI). *IQAIR* (Live)
- Smoke and Air Quality Information. *Australian Bureau of Meteorology* (Updated)
- Ambient Air Quality. *Australia: State of the Environment* (2016)
- The Horror of the Australian Bushfires and Air Pollution. *Air Quality News* (2020)
- Air Quality: how we're minimising smoke impact. *CSIRO* (2020)
- Atmospheric Monitoring and Modelling. *CSIRO* (2021)

Monitoring Greenhouse Gas Emissions

Recommended Resources

- The entire world's carbon emissions will finally be trackable in real time. *Vox* (2020)
- Quantifying greenhouse gas emissions. *Mitigation & Adaption Strategies for Global Change* (2019)
- Climate TRACE: Using satellites & machine learning to pinpoint global emissions. *Green Tech Media* (2020)
- CO2 and Greenhouse Gas Emissions Database. *Our World in Data* (Revised 2020)
- Satellite observations to support monitoring of greenhouse gas emissions. *Grantham Institute, Imperial*

COVID-19 & Air Pollution

COVID-19 Improves Air Quality in Just Three Months

Weekly average concentration of NO₂ in the air in selected cities (Feb-Apr 2020)

City	Feb 19	Feb 23	Mar 7	Mar 14	Mar 21	Mar 28	Apr 4	Apr 11	Apr 18
Rome	35	30	25	20	15	10	8	7	6
Madrid	30	25	20	15	10	8	7	6	5
New York	25	20	15	10	8	7	6	5	4
Delhi	20	15	10	8	7	6	5	4	3

Central locations
* 88 percent of NO₂ in the air is caused by fossil fuel combustion
Source: World Air Quality Index (WAQI)

You will find more infographics at Statista

What the pandemic can teach us about way to reduce air pollution. *Science News* (2021)

COVID-19 lockdowns had strange effects on air pollution across the globe. *Chemical & Engineering News* (2020)

Pollution made the pandemic worse but lockdowns clean the sky. *National Geographic* (2020)

Near-real-time monitoring of global CO₂ emissions reveals the effects of the COVID-19 pandemic. *Nature Communications* (2020)

How Coronavirus ...

Coronavirus: What ...


Quicklinks:

 [Background Reading](#)

 [Greenhouse Gas Emissions](#)

 [Traditional Fire Management](#)

 [Reducing Pollution](#)

 [COVID-19 & Pollution](#)

Icons made by Freepik from www.flaticon.com

Learn More: Greenhouse Gases



Background Reading

General

Air Pollution, explained. *National Geographic, Reference (2019)*

The enhanced greenhouse effect. *Australian Academy of Science (2017)*

The global atmosphere: greenhouse gases and urban pollution. *World Meteorological Organisation (2009)*

Air Pollution. *World Health Organisation (Updated)*

Air Pollution: everything you should know about a public health emergency. *The Guardian (2018)*

Air Pollution [Encyclopedic Entry with images]. *National Geographic*

Air Pollution. *Our World In Data (2019)*

World's Air Pollution: Real-time Air Quality Index [Map]. *WAQI.info (Live)*

The Australian Context

Australian Air Quality Index (AQI). *IQAIR (Live)*

Smoke and Air Quality Information. *Australian Bureau of Meteorology (Updated)*

Ambient Air Quality. *Australia: State of the Environment (2016)*

The Horror of the Australian Bushfires and Air Pollution. *Air Quality News (2020)*

Air Quality: how we're minimising smoke impact. *CSIRO (2020)*

Atmospheric Monitoring and Modelling. *CSIRO (2021)*

[Back to top ^](#)

Monitoring Greenhouse Gas Emissions

Recommended Resources

The entire world's carbon emissions will finally be trackable in real time. *Vox (2020)*

Quantifying greenhouse gas emissions. *Mitigation & Adaption Strategies for Global Change (2019)*

Climate TRACE: Using satellites & machine learning to pinpoint global emissions. *Green Tech Media (2020)*

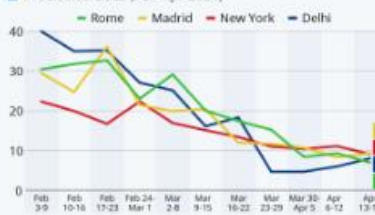
CO2 and Greenhouse Gas Emissions Database. *Our World in Data (Revised 2020)*

Satellite observations to support monitoring of greenhouse gas emissions. *Grantham Institute, Imperial*

COVID-19 & Air Pollution

COVID-19 Improves Air Quality in Just Three Months

Weekly average concentration of NO₂ in the air in selected cities (Feb-Apr 2020)*



Central locations
* 95 percent of NO₂ in the air is caused by fossil fuel combustion
Source: World Air Quality Index (WAQI)

You will find more infographics at Statista

What the pandemic can teach us about way to reduce air pollution. *Science News (2021)*

COVID-19 lockdowns had strange effects on air pollution across the globe. *Chemical & Engineering News (2020)*

Pollution made the pandemic worse but lockdowns clean the sky. *National Geographic (2020)*

Near-real-time monitoring of global CO₂ emissions reveals the effects of the COVID-19 pandemic. *Nature Communications (2020)*



Quicklinks:

Background Reading

Greenhouse Gas Emissions

Traditional Fire Management

Reducing Pollution

COVID-19 & Pollution

Icons made by Freepik from www.flaticon.com

Learn More: Greenhouse Gases



Background Reading

Emphasis

General

- Air Pollution, explained. National Geographic, Reference (2019)
The enhanced greenhouse effect. Australian Academy of Science (2017)
The global atmosphere: greenhouse gases and urban pollution. World Meteorological Organisation (2009)
Air Pollution. World Health Organisation (Updated)
Air Pollution: everything you should know about a public health emergency. The Guardian (2018)
Air Pollution [Encyclopedic Entry with images]. National Geographic
Air Pollution. Our World In Data (2019)
World's Air Pollution: Real-time Air Quality Index [Map]. WAQI.info (Live)

The Australian Context

- Australian Air Quality Index (AQI). IQAIR (Live)
Smoke and Air Quality Information. Australian Bureau of Meteorology (Updated)
Ambient Air Quality. Australia: State of the Environment (2016)
The Horror of the Australian Bushfires and Air Pollution. Air Quality News (2020)
Air Quality: how we're minimising smoke impact. CSIRO (2020)
Atmospheric Monitoring and Modelling. CSIRO (2021)

Back to top ^

Monitoring Greenhouse Gas Emissions

Emphasis

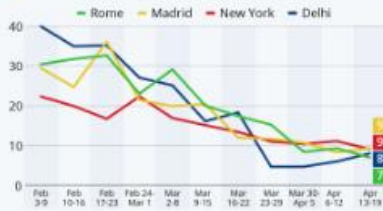
Recommended Resources

- The entire world's carbon emissions will finally be trackable in real time. Vox (2020)
Quantifying greenhouse gas emissions. Mitigation & Adaption Strategies for Global Change (2019)
Climate TRACE: Using satellites & machine learning to pinpoint global emissions. Green Tech Media (2020)
CO2 and Greenhouse Gas Emissions Database. Our World in Data (Revised 2020)
Satellite observations to support monitoring of greenhouse gas emissions. Grantham Institute, Imperial

COVID-19 & Air Pollution

COVID-19 Improves Air Quality in Just Three Months

Weekly average concentration of NO2 in the air in selected cities (Feb-Apr 2020)



Central locations
* 95 percent of NO2 in the air is caused by fossil fuel combustion
Source: World Air Quality Index (WAQI)



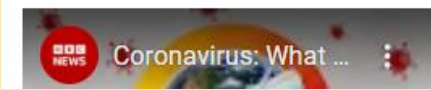
You will find more infographics at Statista

What the pandemic can teach us about way to reduce air pollution. Science News (2021)

COVID-19 lockdowns had strange effects on air pollution across the globe. Chemical & Engineering News (2020)

Pollution made the pandemic worse but lockdowns clean the sky. National Geographic (2020)

Near-real-time monitoring of global CO2 emissions reveals the effects of the COVID-19 pandemic. Nature Communications (2020)



Emphasis

Quicklinks:

Background Reading

Greenhouse Gas Emissions

Traditional Fire Management

Reducing Pollution

COVID-19 & Pollution

Icons made by Freepik from www.flaticon.com

Learn More: Greenhouse Gases



Background Reading

General

- Air Pollution, explained. *National Geographic, Reference (2019)*
- The enhanced greenhouse effect. *Australian Academy of Science (2017)*
- The global atmosphere: greenhouse gases and urban pollution. *World Meteorological Organisation (2009)*
- Air Pollution. *World Health Organisation (Updated)*
- Air Pollution: everything you should know about a public health emergency. *The Guardian (2018)*
- Air Pollution [Encyclopedic Entry with images]. *National Geographic*
- Air Pollution. *Our World In Data (2019)*
- World's Air Pollution: Real-time Air Quality Index [Map]. *WAQI.info (Live)*

The Australian Context

- Australian Air Quality Index (AQI). *IQAIR (Live)*
- Smoke and Air Quality Information. *Australian Bureau of Meteorology (Updated)*
- Ambient Air Quality. *Australia: State of the Environment (2016)*
- The Horror of the Australian Bushfires and Air Pollution. *Air Quality News (2020)*
- Air Quality: how we're minimising smoke impact. *CSIRO (2020)*
- Atmospheric Monitoring and Modelling. *CSIRO (2021)*

Back to top ^

Monitoring Greenhouse Gas Emissions

Recommended Resources

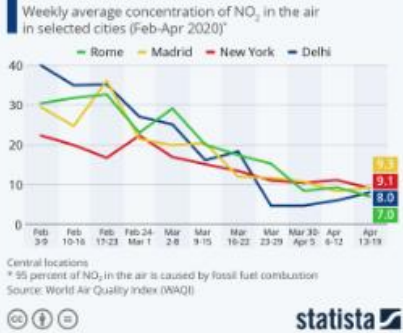
- The entire world's carbon emissions will finally be trackable in real time. *Vox (2020)*
- Quantifying greenhouse gas emissions. *Mitigation & Adaption Strategies for Global Change (2019)*
- Climate TRACE: Using satellites & machine learning to pinpoint global emissions. *Green Tech Media (2020)*
- CO2 and Greenhouse Gas Emissions Database. *Our World in Data (Revised 2020)*
- Satellite observations to support monitoring of greenhouse gas emissions. *Grantham Institute, Imperial*

Emphasis is created by Proportion

Proportion

COVID-19 & Air Pollution

Lockdowns Improves Air Quality in Just Three Months



You will find more infographics at Statista

What the pandemic can teach us about way to reduce air pollution. *Science News (2021)*

COVID-19 lockdowns had strange effects on air pollution across the globe. *Chemical & Engineering News (2020)*

Pollution made the pandemic worse but lockdowns clean the sky. *National Geographic (2020)*

Near-real-time monitoring of global CO2 emissions reveals the effects of the COVID-19 pandemic. *Nature Communications (2020)*



Hierarchy

Hierarchy refers to the importance of elements within a design.

Students need to easily see what content is important - this may be at the top of the page.

They may also need to find 'anchors' for their eye as they move through a page.

The screenshot displays a digital resource page titled "10 History: Migration Experiences". At the top, there are four navigation tabs: "Trends in Migration", "Government Policy", "Vietnam War", and "Multiculturalism". The main content area is divided into three sections:

- Trends in Migration:** This section includes links to "Defining Moments: Postwar Immigration Drive", "Australia's Migration Program", "Waves of Migration to Australia", "Journeys to Australia", and "Migration to Australia Since Federation: A guide to the statistics". It also lists primary sources such as "Migration Should Be Encouraged" and "Decline in Migration".
- Government Policies on Migration:** This section includes links to "Population Policy since the Second World War: Immigration Aspects", "A History of the Department of Immigration: Managing Migration to Australia", and "Timeline: 1946-1980 (The Influence of Prejudice on Policy)".
- Video:** A video player is embedded with the title "Admission Impossible".

On the right side, there is a sidebar with "Digital Classroom" activities, including a "Promotional poster for migrant centres" (1949) and a "Migration experiences Defining Moments, 1945-present" activity. A quote from Ben Chifly is also visible: "A powerful enemy looked hungrily toward Australia. In tomorrow's gun flash that threat could come again. We must populate Australia as rapidly as we can before someone else decides to populate for us."

important topics within the portal



Repetition

Repetition reinforces an idea or perception. It can be used to create a sense of rhythm on the page.

You might:

- Use a consistent format for headers or headings
- Re-use the same colours (with the rule of 3!)
- Keep the size of images or media consistent

The image displays a grid of six resource cards for World War I, illustrating the concept of repetition in design. Each card has a distinct header with a unique color and font style, but they all follow a similar layout and include consistent elements like a title, a list of resources, and a 'Watch this:' section. The cards are: 1. 'GENERAL RESOURCES' (pink header), 2. 'AUSTRALIA GOES TO WAR' (blue header), 3. 'WOMEN IN WWI' (teal header), 4. 'CAUSES & CATALYSTS' (green header), 5. 'The Call to War' (no header, but consistent layout), and 6. 'THE WOMEN WHO SERVED IN WWI' (no header, but consistent layout). The cards are arranged in a 2x3 grid, with the first two rows having three cards each. The cards are: 1. 'GENERAL RESOURCES' (pink header), 2. 'AUSTRALIA GOES TO WAR' (blue header), 3. 'WOMEN IN WWI' (teal header), 4. 'CAUSES & CATALYSTS' (green header), 5. 'The Call to War' (no header, but consistent layout), and 6. 'THE WOMEN WHO SERVED IN WWI' (no header, but consistent layout). The cards are: 1. 'GENERAL RESOURCES' (pink header), 2. 'AUSTRALIA GOES TO WAR' (blue header), 3. 'WOMEN IN WWI' (teal header), 4. 'CAUSES & CATALYSTS' (green header), 5. 'The Call to War' (no header, but consistent layout), and 6. 'THE WOMEN WHO SERVED IN WWI' (no header, but consistent layout).

GENERAL RESOURCES
First World War: The story of a global conflict | The Guardian
World War I | History.com
World War I 1914-1918 | Britannica
Timeline (1914-1921) | Library of Congress US
World War I: A comprehensive overview of the Great War | History on the Net
10 Significant Battles of the First World War | Imperial War Museum
40 Maps that Explain World War I | VOX
First World War | History Extra

Primary Sources
World War I in Photos | The Atlantic
World War One | British Library
The Poetry of World War I | Poetry Foundation

Classroom Resources
The First World War | BBC Bitesize Revision

CAUSES & CATALYSTS
Origins of World War I | Anzac Portal
What Caused the First World War | Khan Academy
World War One - Causes | History on the Net
How the World Went to War in 1914 | Imperial War Museum

AUSTRALIA GOES TO WAR
Australia Before WWI
World War I: Snapshots of Australia at the Time of the Outbreak | ABC News
Watch this:
Glimpses of Australia on the eve...
The Call to War
To Our Last Shilling: Going to war | Parliamentary Education Office
Home WWI | State Library of Victoria: ergo
World War I: How Australia reacted to the outbreak of conflict | ABC News

Australians at War
Key Moments of the First World War [Timeline] | Anzac Centenary: Queensland Government
First World War 1914-18 | Australian War Memorial
World War 1 and Australia 1914 to 1918 | Anzac Portal
Australians in World War 1 | State Library of Victoria
Australia | International Encyclopedia of the First World War
Australia in World War One | BBC History
Remembering the First World War | Museum of Brisbane
Indigenous Australians at War
Aboriginal Service during the First World War | Australian War Memorial

WOMEN IN WWI
Women and Work: World War I | Striking Women
12 Things You Didn't Know About Women in the First World War | Imperial War Museum
Women and the First World War: A taste of freedom | The Guardian
World War I: the forgotten housewives who helped win the battle on the home front | The Conversation
The Role of Women in the First World War | The History Press
Watch this:
Did WWI really promote women...
THE WOMEN WHO SERVED IN WWI

Australian Women in WWI
Roles of Australian Women in World War I | Anzac Portal
Women in Wartime | Australian Government
Australian Women on the Western Front | Sir John Monash Centre
The Women's Movement during the War | Culture Victoria
Women and the Conscriptio Debate | Old Treasury Building

Primary Sources
Watch this:
The Women on World War One

Movement & Unity

Movement is the way an eye travels over the design. You need to lead the eye from element to element.

Unity is how well the elements of a design work together. There should be a clear visual relationship between the information to communicate a clear message.

Below you will find a selection of poetry performed and illustrated, including both classical and modern poets:

Below you will find resources to locate poems, including teaching resources for the classroom

Below you will find a collection of videos that aim to support understanding of key elements in poetry:

Classical Poets: Walt Whitman

Summary: Take a journey through Walt Whitman's poem 'A Noiseless Patient Spider' with the help of three animators who each used a different animation style to bring this beautiful poem to life.

A poetic experiment: Walt Whitman, interpret...
"A Noiseless Patient Spider"
-Walt Whitman

Watch on YouTube

Classical Poets: Edgar Allan Poe

Summary: A hand drawn, illustrated, and animated version of Edgar Allan Poe's The Raven.

The Raven | Animation | Edgar Allan Poe

Watch on YouTube

Finding Poetry

The Quarry is a searchable collection of over 500 poems by a diverse array of contemporary socially engaged poets, published by Split This Rock since 2009.

SPLIT THIS ROCK

The Children's Poetry Archive is a place where you can listen to poems read out loud. We have poems read by the poets who wrote them as well as poems which other people have recorded for us.

The Children's Poetry Archive

The Rhyme Zone app will help students find find rhymes, synonyms, adjectives, and more!

rhyme zone

A Pod of Poets is a series of eleven, 40-minute podcasts of Australian poetry, read by the authors. The poets come from all over Australia; some are emerging talents and some are established; several of them are on the school syllabus.

POD OF POETS AUSTRALIA

Produced by the Academy of American Poets, this website champion poems and encourage the appreciation of poetry.

poets.org

Teaching Resources

The Children's Poetry Archive: Teaching Space

Summary: There are activities for all key stages, built around Poetry Archive recordings and offering lively, engaging ways of working with poetry. We've also included links to some of our favourite organisations who also provide support for teaching poetry so you should find resources to answer all your questions.

[poets.org](https://www.poets.org/); [Materials for Teachers](#)

What Makes a Poem...a Poem? - Melissa Kovacs

Summary: What exactly makes a poem ... a poem? Poets themselves have struggled with this question, often using metaphors to approximate a definition. Is a poem a little machine? A firework? An echo? A dream? Melissa Kovacs shares three recognizable characteristics of most poetry.

What makes a poem ... a poem? - Melissa Kov...
What makes a poem... a poem?

Watch on YouTube

The Pleasure of Poetic Pattern - David Silverstein

Summary: Humans are creatures of rhythm and repetition. From our breath to our gait, rhythm is central to our experience, and often brings us pleasure. We can find pleasure in the rhythm of a song, or even the rows of an orchard. Of course, too much repetition can also backfire. David Silverstein describes what poetic repetition is and why it works.

The pleasure of poetic pattern - David Silverst...
The Pleasure of Poetic Pattern



When you will find a selection of poetry performed and illustrated, including both classical and modern poems.

When you will find a collection of poems, including reading resources for the classroom.



When you will find a collection of poems that also to support understanding of key elements in poetry.



When you will find a collection of poems, including reading resources for the classroom.

When you will find a collection of poems, including reading resources for the classroom.

When you will find a collection of poems, including reading resources for the classroom.

When you will find a collection of poems, including reading resources for the classroom.



When you will find a collection of poems, including reading resources for the classroom.

When you will find a collection of poems, including reading resources for the classroom.

When you will find a collection of poems, including reading resources for the classroom.

When you will find a collection of poems, including reading resources for the classroom.



Bringing it all together...

In practice, these design principles **work together** to present a curated resource collection that is visually appealing and makes sense to the learner:

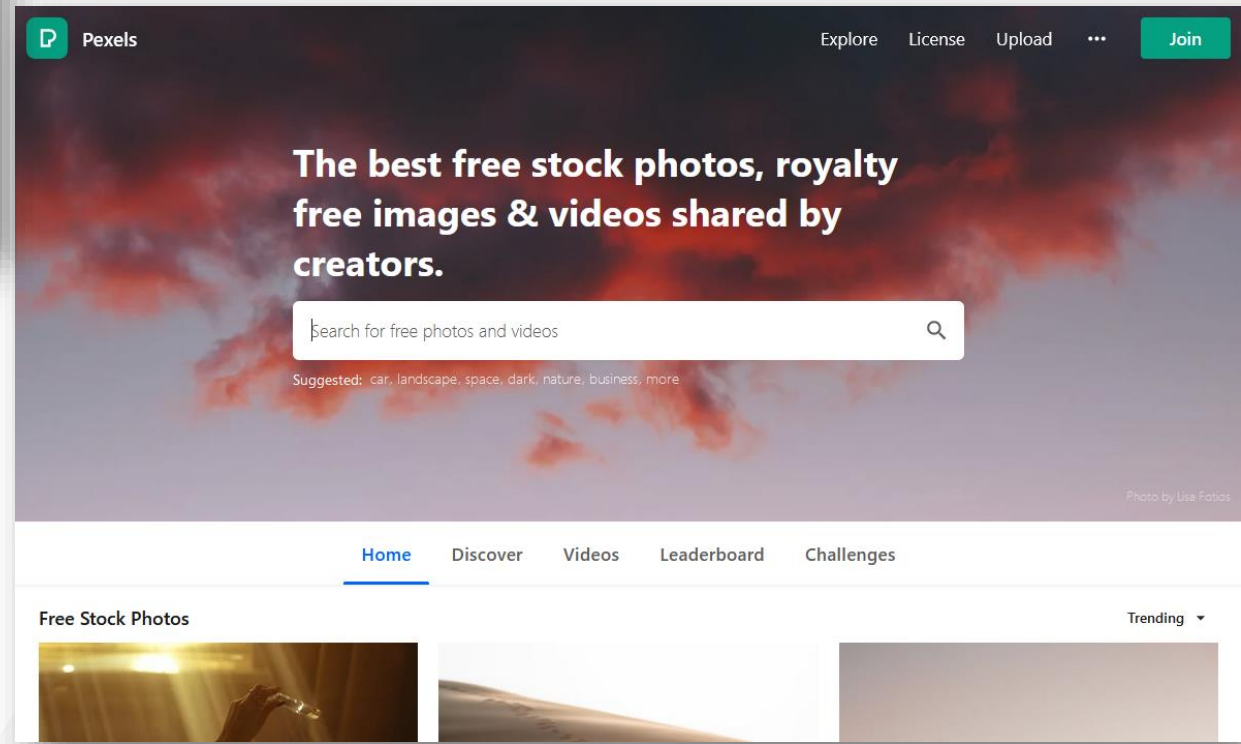
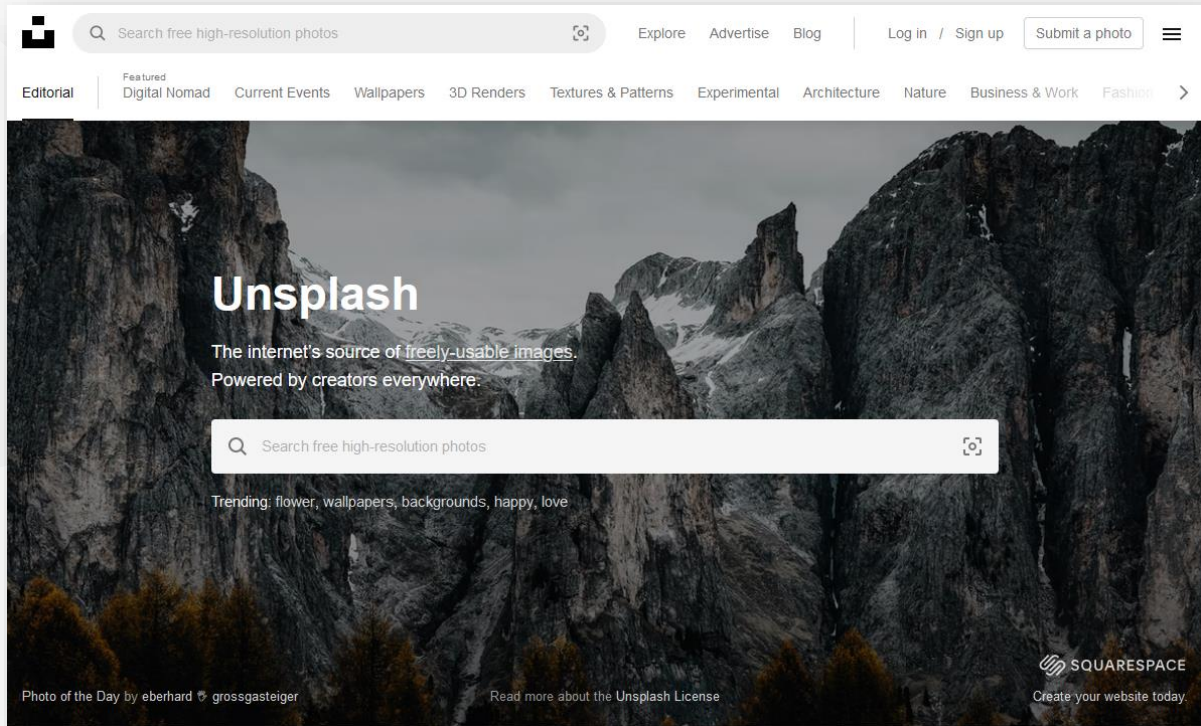
- **Emphasis** is achieved through **proportion**
- **Repetition** generally creates **unity** in a design
- **Hierarchy** ensures smooth **movement** within the design

Some designers follow these principles without even realizing they're doing it. Other times, a designer can't quite put their finger on why a design isn't working, but when they consult these principles they can often find the solution.

Cameron Chapman - Breaking Down the Principles of Design

Tools to Support Content Curation & Design

Pexels | Unsplash | Flaticon | Canva | Colors | Fontjoy



Icons

Search for icons



Collections 0


Trending Icon packs




Magic 84 ICONS




World Graphics Day 50 ICONS




Reggae 50 ICONS



Supply Chain 50 ICONS



Jobs And Professions 48 ICONS



Customer Service 50 ICONS

Free templates

Search thousands of templates

Explore thousands of beautiful free templates. With Canva's drag and drop feature, you can customize your design for any occasion in just a few clicks.

Download the app

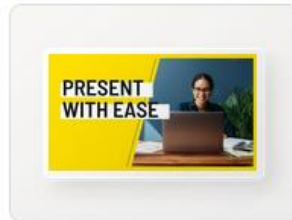
Browse by category




Posters (Portrait)



Logos



Presentations (16:9)



Videos



Flyers (Portrait)



Cards (L)


The super fast color palettes generator!

Create the perfect palette or get inspired by thousands of beautiful color schemes.


Start the generator!

Explore trending palettes

 We are 3 million users!



Generate



Montserrat

Lora

Hind Madurai

Font pairing made simple

Generate font combinations with deep learning

Click (Generate) to create a new font pairing, (Lock) to lock fonts that you want to keep, and (Edit) to choose a font manually. The text is editable, try replacing it with your company name or other copy.

The goal of font pairing is to select fonts that share an overarching theme yet have a pleasing contrast. Which fonts work together is largely a matter of intuition, but we approach this problem with a neural net. See Github for more technical details.

My Sources

Australian School Library Association Inc. (2013). *Future Learning and School Libraries*.

<https://asla.org.au/resources/Documents/Website%20Documents/Resources/2013-ASLA-futures-paper.pdf>

Chapman, C. (n.d.). *Breaking Down the Principles of Design (with Infographic)*. Toptal Design Blog.

<https://www.toptal.com/designers/gui/principles-of-design-infographic>

Valenza, J. (2017, July 5). *Curation Situations: Let us count the ways*. Never Ending Search.

<https://blogs.slj.com/neverendingsearch/2017/07/05/curation-situations-let-us-count-the-ways/>

I have put together a collection of resources for further reading in a LibPaths portal:

[Content Curation: A Guide](#)